

FINDING RECORDS OF YOUR ANCESTORS, PART A

FRANCE

1792 TO 1880



Beginning French researchers will also need: *Genealogical Word List: French* (34060).

If your ancestor lived in France between 1792 and 1880, follow the steps in this booklet to find the records of his or her family. These instructions will show you which records to search, what to look for, and what tools to use. One piece of information will lead to another until you have identified each family member and filled out a family group record.

1 Find your ancestor's birth record in civil registration records.

2 Find your ancestor's brothers and sisters in the birth indexes (ten-year indexes or yearly indexes).

3 Find the birth records of your ancestor's brothers and sisters in the civil registration birth records.

4 Find the civil registration marriage record of your ancestor's parents and their civil registration death records, if available. This family is now complete.

Latter-day Saints: Now see additional instructions for submitting names for temple ordinances.



The steps and tools you need are described inside. ►

HOW TO BEGIN—PREPARATION

You should have already gathered as much information as possible from your home and family and filled out family group records and a pedigree chart. You may have checked FamilySearch™ or other computer files to see if others have researched your French family.

To Begin:

A. From your pedigree chart, choose an ancestor who was born in France between 1792 and 1880. You must know the birth date and birthplace in order to find your ancestor's family. It is helpful to know the department and arrondissement.

B. Write your ancestor's name in the children's section of a new family group record. Read through the instructions in this booklet. Then follow the steps below to find your ancestor's family.

Tips:

If you don't know your ancestor's birth date:

- Start with a more recent generation. You will learn how to do research, and you will probably discover something you didn't know about your family.
- Find the records for the family in the example given. This will teach you basic research skills before you research your own family. This is a good class activity.

Pedigree Chart

No. 1 on this chart is the same as no. _____ on chart no. _____

Mark boxes when ordinances are completed:

- ☐ Baptized
- ☐ Endowed
- ☐ Sealed to parents
- ☐ Sealed to spouse
- ☐ Family Group Record exists for this couple
- ☐ Children's ordinances completed

1. Huguette Richard

When born _____ Where _____

When married _____ Where _____

When died _____ Where _____

2. Jules Victor Adrien Richard

When born 30 Apr 1867 Where Le Havre, Seine Marit. France

When married _____ Where _____

When died _____ Where _____

3. Désirée Augustine Gruel

When born _____ Where _____

When married _____ Where _____

When died _____ Where _____

4. Jules Adolphe Richard

When born 2 Aug 1831 Where Le Havre, Seine Marit. France

When married _____ Where _____

When died _____ Where _____

Chart no. _____

Published by The Church of Jesus Christ of Latter-day Saints. 3096 Printed in USA. 31826

A. Huguette's pedigree chart

Family Group Record #typing, set spacing at 1 1/2 Page _____ of _____

Writings at: _____

Husband

Given name: _____ Last name: _____

Born (day month year) _____ Place _____ LDS ordinance dates _____ Temple _____

Christened _____ Place _____ Baptized _____

Died _____ Place _____ Endowed _____

Buried _____ Place _____ Sealed to parents _____

Married _____ Place _____ Sealed to spouse _____

Husband's father (Given name(s)) _____ Last name _____ ☐ Deceased

Husband's mother (Given name(s)) _____ Maiden name _____ ☐ Deceased

Wife

Given name(s) _____ Last name _____

Born (day month year) _____ Place _____ LDS ordinance dates _____ Temple _____

Christened _____ Place _____ Baptized _____

Died _____ Place _____ Endowed _____

Buried _____ Place _____ Sealed to parents _____

Wife's father (Given name(s)) _____ Last name _____ ☐ Deceased

Wife's mother (Given name(s)) _____ Maiden name _____ ☐ Deceased

Children List each child (whether living or dead) in order of birth.

1. **Jules Adolphe Richard**

Given name(s) _____ Last name: Richard

Born (day month year) 2 Aug 1831 Place Le Havre, Seine Maritime, France

Christened _____ Place _____ Baptized _____

Died _____ Place _____ Endowed _____

Spouse (Given name(s)) _____ Last name _____ Sealed to parents _____

Married _____ Place Le Havre, Seine Maritime, France Sealed to spouse _____

2. _____

Given name(s) _____ Last name _____ ☐ See "Other marriages"

Born (day month year) _____ Place _____ LDS ordinance dates _____ Temple _____

Christened _____ Place _____ Baptized _____

Died _____ Place _____ Endowed _____

Spouse (Given name(s)) _____ Last name _____ Sealed to parents _____

Married _____ Place _____ Sealed to spouse _____

3. _____

Given name(s) _____ Last name _____ ☐ See "Other marriages"

Born (day month year) _____ Place _____ LDS ordinance dates _____ Temple _____

Christened _____ Place _____ Baptized _____

Died _____ Place _____ Endowed _____

Spouse (Given name(s)) _____ Last name _____ Sealed to parents _____

Married _____ Place _____ Sealed to spouse _____

Select **only one** of the following options. The option you select applies to all names on this form.

☐ **Option 1—Family File** Send all names to my family file at the _____ Temple.

☐ **Option 2—Temple File** Send all names to any temple, and assign proxies for all approved ordinances.

☐ **Option 3—Ancestral File** Send all names to the computerized Ancestral File for research purposes only, not for ordinances. I am including the required pedigree chart.

Your name _____ Address _____ Phone _____ Date prepared _____

Published by The Church of Jesus Christ of Latter-day Saints. 1090 Printed in USA. 31807

B. Huguette begins a family group record with Jules Adolphe Richard listed as a child

THE RESEARCH PROCESS

The following pages walk you through the research process. In the case study, Huguette is looking for the family of Jules Adolphe Richard. She takes her family group records and pedigree chart to a family history

center. Here she looks in the Family History Library Catalog for the records she wants and orders the microfilms she needs. She makes several visits to the center. Follow these same steps to find your family.

THE RESEARCH PROCESS

Case study: Jules Adolphe Richard, born in 1831 in Le Havre, Seine Maritime, France.

Your ancestor: _____, _____, in _____, _____, France.
name birth date community department

1

FIND YOUR ANCESTOR'S BIRTH RECORD IN CIVIL REGISTRATION RECORDS.

(See "Civil Registration Records: Birth" on page 10.)

A. At the family history center, Huguette searches in the Family History Library Catalog for the community in France where her ancestor was born (Le Havre). Then she looks for civil registration records. (See "Using the Family History Library Catalog" on page 8.)

B. She finds the FHL film number, 1229238, and orders it. She finds Jules Adolphe's birth record on the film and photocopies the record for her files.


C. Huguette writes on the family group record:

(1) Jules Adolphe's birth information on the front and (2) source information (such as community name, film number, years covered, and page number) on the back.

Translation of the birth record:

On Tuesday, Second day of August, 1831, noon

Birth record of a child, which was presented and found to be of the masculine gender and born at five o'clock this morning. He is the son of **Victor Gabriel Richard, 35 years old**, born in Lisieux, department Calvados, and of **Marie Anne G n reuse Saillenfest, 36 years old**, born in Ingouville in this department and now living in Le Havre, rue de la Fontaine; they were married in this town on 7 October 1814. The child received the name **Jules Adolphe** as stated by his father in the presence of Jean Pierre Chouquet, 40 years old, first witness, and Paul Pierre Bellanger, 49 years old, second witness. Both witnesses are living in Le Havre. The informant and the witnesses signed the document after they were given a lecture. A copy was made in their presence by us Jacques Joseph Germain Lahoussaye according to the law, which was copied by the assistant mayor of the city of Le Havre, fulfilling his duties as civil registration officer.



2

FIND YOUR ANCESTOR'S BROTHERS AND SISTERS IN THE TEN-YEAR INDEXES (TABLES D CENNALES) OR YEARLY INDEXES.

(See "Ten-Year Indexes" on page 11.)

A. Ten-year indexes are listed on the community level. Huguette looks in the Family History Library Catalog under Le Havre (Arrondissement), Seine Maritime, France—Tables D cennales, 1802–1902. If ten-year indexes were not available, she would look for yearly indexes, which can be found at the end of each year in the civil registration records.

B. Huguette finds the ten-year index on FHL film 1143805.

C. On the film she finds several children with the surname Richard. She records their names and birth dates, since they might be brothers or sisters of Jules Adolphe.

Last Names			First Names			Dates of Events		
Noms	Pr�noms	Dates des actes	Noms	Pr�noms	Dates des actes	Noms	Pr�noms	Dates des actes
Richard	Louis Charles	25 Mars 1832	Richard	Louis Auguste	16 Mars 1832			

1

1

2

2

2

1

1

2

4

Family Group Record

If typing, set spacing at 1 1/2. Page of

Husband Given name(s) <i>Victor Gabriel</i>		Last name <i>Richard</i>		<input type="checkbox"/> See "Other marriages"	
Born (day month year) <i>7 Oct 1796</i>	Place <i>Lisieux, Calvados, France</i>	LDS ordinance dates		Temple	
Christened	Place	Baptized			
Died	Place	Endowed			
Buried	Place	Sealed to parents			
Married <i>7 Oct 1814</i>	Place <i>Le Havre, Seine Maritime, France</i>	Sealed to spouse			
Husband's father Given name(s)		Last name		<input type="checkbox"/> Deceased	
Husband's mother Given name(s)		Maiden name		<input type="checkbox"/> Deceased	
Wife Given name(s) <i>Marie Anne G�n�reuse</i>		Maiden name <i>Saillenfest</i>		<input type="checkbox"/> See "Other marriages"	
Born (day month year) <i>18 Oct 1795</i>	Place <i>Inqouville, Seine Maritime, France</i>	LDS ordinance dates		Temple	
Christened	Place	Baptized			
Died	Place	Endowed			
Buried	Place	Sealed to parents			
Wife's father Given name(s)		Last name		<input type="checkbox"/> Deceased	
Wife's mother Given name(s)		Maiden name		<input type="checkbox"/> Deceased	
Children List each child (whether living or dead) in order of birth.		LDS ordinance dates		Temple	
1	Sex <i>M</i>	Given name(s) <i>Pierre Victor</i>		Last name <i>Richard</i>	
				<input type="checkbox"/> See "Other marriages"	
Born (day month year) <i>23 Sep 1815</i>	Place <i>Le Havre, Seine Maritime, France</i>	Baptized			
<i>25 Aug 1823</i>		<i>Le Havre, Seine Maritime, France</i>			
Christened	Place	Endowed			
Died	Place	Sealed to parents			
Spouse Given name(s)		Last name			
Married	Place	Sealed to spouse			
6	Sex <i>F</i>	Given name(s) <i>Olimpiade Antoinette</i>		Last name <i>Richard</i>	
				<input type="checkbox"/> See "Other marriages"	
Born (day month year) <i>17 Jan 1827</i>	Place <i>Le Havre, Seine Maritime, France</i>	Baptized			
Christened	Place	Endowed			
Died	Place	Sealed to parents			
Spouse Given name(s)		Last name			
Married	Place	Sealed to spouse			
7	Sex <i>M</i>	Given name(s) <i>Jules Adolphe</i>		Last name <i>Richard</i>	
				<input type="checkbox"/> See "Other marriages"	
Born (day month year) <i>2 Aug 1831</i>	Place <i>Le Havre, Seine Maritime, France</i>	Baptized			
Christened	Place	Endowed			
Died	Place	Sealed to parents			
Spouse Given name(s)		Last name			
Married	Place	Sealed to spouse			
Other marriages List other marriages and sealings of the husband, wife, and children on this form. List any necessary explanations.					
Sources of information Add further information on attached sheets as necessary. <i>Le Havre, Seine Maritime, France Civil Registration Records</i> <i>Births 1830-1831 FHL Films #1229238, 1229234</i> <i>Le Havre (arrondissement) Seine Maritime, France</i> <i>10 year indexes (Tables D�cennales) 1802-1832 FHL Film #1143805</i> <i>Le Havre, Seine Maritime, France Civil Registration Records</i> <i>Marriages 1792-1885 FHL Film #1228448</i>					
Note: Please take every reasonable step to see that the information on this form is as accurate and complete as practical. This will help maintain the integrity of Church family history files and reduce duplication of temple ordinance work.					

4

3

3

3

3

4

Back of family group record
This family has seven children. Only four are shown here.

THE RESEARCH PROCESS

3

FIND BIRTH RECORDS FOR YOUR ANCESTOR'S BROTHERS AND SISTERS IN CIVIL REGISTRATION RECORDS.


(See "Civil Registration Records: Birth" on page 10.)

A. Now that she has found Jules Adolphe's brother, Louis Auguste, in the ten-year indexes, Huguette looks for Louis Auguste's birth record. In the Family History Library Catalog, Huguette finds FHL film 1229234. She finds the film and the birth record and verifies that Louis Auguste has the same parents as Jules Adolphe.

B. Huguette writes on the family group record: (1) information from the birth record on the front and (2) source information on the back.

Translation of the birth record:

In the year 1823, on Tuesday August 26th at noon, came before us Baron Begouet Dennaux, **Victor Gabriel Richard**, 27, born in Lisieux in the department of Calvados and living in Le Havre, he was accompanied by Jacques Nicolas Dandeville, 62 years old, and by Valentin Delacroix, 59 years old, both living in Le Havre, who declared that **Marie Anne G n reuse Saillenfest**, 28, born in Ingouville in this arrondissement, his wife to whom he was legally married on 7 October 1814, gave birth yesterday at 11:00 in the morning to a child of masculine gender at their home on rue de la fontaine, which was presented and to whom the name **Louis Auguste** was given. The birth record was copied and signed by the witnesses after the lecture was given.



4

FIND THE MARRIAGE RECORD OF YOUR ANCESTOR'S PARENTS. (See "Civil Registration Records: Marriage" on page 12.)

A. Huguette looks in the catalog for records of marriages performed where the oldest child was born. She searches for ten-year marriage indexes, listed with the civil registration records. She looks in the Family History Library Catalog under Le Havre (Arrondissement), Seine Maritime, France—Tables D cennales, 1802–1832. She finds the ten-year index on FHL film 1143805.

B. Huguette starts with the date of the first child's birth and searches earlier years until she finds the marriage of Victor Gabriel Richard and Marie Anne G n reuse Saillenfest in the index. If she couldn't find it, then she would search later years.

C. Huguette then looks in the Family History Library Catalog for the civil registration record of the marriage and finds it on FHL film 1228448. (If she couldn't find the marriage in Le Havre, she would try neighboring communities or the community where the bride was born, if known.)

D. Huguette writes on the family group record: (1) the marriage information on the front and (2) source information on the back.

E. Huguette has the information she needs for this family.

First and Last Name of the Couple		Date of Event	First and Last Name of the Couple		Date of Event
Nom et Pr�nom du mari�	Nom et Pr�nom de la femme	Date des actes	Nom et Pr�nom du mari�	Nom et Pr�nom de la femme	Date des actes
Richard, Victor Gabriel,	Marie Anne G�n�reuse Saillenfest	7 octobre ..	Richard, Victor Gabriel,	Marie Anne G�n�reuse Saillenfest	25 octobre 1814

Latter-day Saints now have the minimal information required for this family's temple submissions. See additional instructions for submitting names for temple ordinances.

NOW YOU CAN REPEAT STEPS 1 THROUGH 4 TO FIND ANOTHER FAMILY.

Look for the families of each of your ancestor's parents. Start with a new family group record, and look first for a birth record.

HELPS FOR FINDING RECORDS

Finding Places

To find records in the Family History Library Catalog and to search French records, you need to know the various levels of jurisdiction in France.

Place Levels (Jurisdictions)

Community, Canton, District, Department

Commune, Canton, Arrondissement, Département

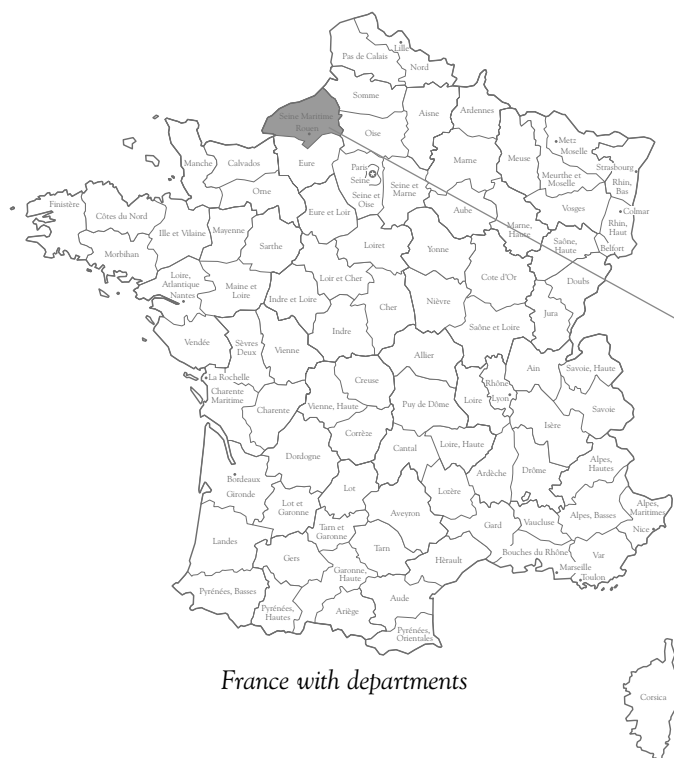
Places are usually written from smallest to largest on family group records. The canton and arrondissement are usually

found on the civil registration records but not recorded on the family group records.

Le Havre, Seine Maritime, France

(Community) (Department) (Country)

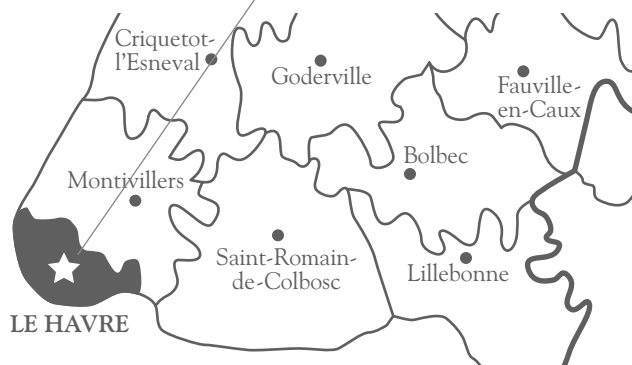
In the Family History Library Catalog, see the community for civil registration records. For ten-year indexes, see the community or arrondissement.



France with departments



Seine Maritime Department with arrondissements



City of Le Havre

HELPS FOR FINDING RECORDS

Map of France

Before 1789, France was divided into provinces.

After 1789, France was divided into departments, and the boundaries changed.



HELPS FOR FINDING RECORDS

Using the Family History Library Catalog • Using Microfilm

USING THE FAMILY HISTORY LIBRARY CATALOG

Use the Family History Library Catalog to find any record available from the Family History Library. In the catalog, you can find the call numbers you need to order records. The catalog is available at www.familysearch.org and at family history centers.

To find the information you need in the catalog, click **Library**, and then click **Family History Library Catalog**.

1. Click **Place Search**.

You will see:

Place

Part of (optional)

2. For the “Place,” type: **the name of the community**

3. For “Part of,” type: **France**

4. Then find a topic, such as **Civil Registration**.

5. Click on the title you want.

6. Click on **View Film Notes**.

7. Look for the kind of record you want—such as naissance (birth)—for the years you want. Write the FHL (Family History Library) film number.

For more help, see *Using the Family History Library Catalog* (30966).

Tips

Use the place search to find French civil registration records.

If no records are listed when you type in the place, look for spelling variations of the place-name.

When typing a place-name in the catalog, ignore diacritics (accent marks).

USING MICROFILM

At this time, most of the Family History Library’s records are on microfilm. When you have found and ordered the microfilm you need, the family history center staff can help you find a microfilm reader and thread the film into the machine.

Tips

When using the microfilm:

- If the image will not come into focus, make sure the film is between the two glass plates.
- Learn how to turn the handle to move the film backward and forward. Be careful not to roll the film off the reel.
- Make sure the years on the title page are the years you need. Three or four separate books may be on a single microfilm. If the first title page doesn’t cover the years you want, quickly spin through the film to the next black space. Then look for the next title page and the years covered.

Each item or book on a film has a title page and an ending page.



This title page on microfilm shows marriage records for the year 1830 in Le Havre.



This page on a microfilm indicates the end of the marriage records.

THE RECORDS

Record Time Line

CIVIL REGISTRATION: BIRTHS



TEN-YEAR INDEXES



CIVIL REGISTRATION: MARRIAGE



PARISH REGISTERS AND CIVIL REGISTRATION (Registres Paroissiaux et Registres d'Etat Civile)

Records of births, marriages, and deaths are in church and civil records.

- 1539 Edict of Villers-Cotterêts by François I began parish registration. Very few of these church records survived. Most parish registers in France started in the 1600s.
- 1792 Civil registration began after the French Revolution. The priests continued to keep their records, and the civil authorities kept their own records of births, marriages, and deaths.

The last hundred years of civil registration in France is confidential, except to direct-line descendants.

RECORDS	TIME PERIOD COVERED	ARCHIVE
Parish registers	1539–1792	Departmental archives
Civil registration	1792–1900	Departmental archives
Civil registration	1900–2000	Mairie (city hall)

CIVIL REGISTRATION RECORDS: BIRTH (NAISSANCE)

1792 to 1880

Use Birth Records To:

- Find birth information for virtually every person who lived in France.
- Verify the birthplace of an ancestor.
- Establish a time and place of a family's residence.

If you don't find your ancestor's birth in one community, look in nearby or other likely communities.

Content

- Child's name
- Parents' names, occupation, and sometimes their age and residence (which is also the child's birthplace)
- Birth date
- Names and residences of witnesses

Tips

- Write down the names and residences of the witnesses. These may be relatives, friends, or important members of the community whose names may lead you to other relatives.
- To find birth records before 1792, check the catalog for church records.

- For help reading the records, see *Genealogical Word List: French*. (See "Where to Order Publications" on page 17.)

Searching Birth Records

Before searching, you must know:

- Your ancestor's name.
- The community and department of birth or residence.
- The approximate birth date.

Located at:

- Family History Library or family history centers
- Archives Départementales in France

Family History Library Catalog:

Place search:

Place

Part of

Topics to choose: **Civil Registration**

Search by:

- Date (day, month, year), from earliest to most recent.

Translation of the birth record:

In the year 1823, on Tuesday August 26th at noon, came before us Baron Begouet Dennaux, **Victor Gabriel Richard**, 27, born in Lisieux in the department of Calvados and living in Le Havre, he was accompanied by Jacques Nicolas Dandeville, 62 years old, and by Valentin Delacroix, 59 years old, both living in Le Havre, who declared that to **Marie Anne G n reuse Saillenf st**, 28, born in Ingouville in this arrondissement, his wife to whom he was legally married on 7 October 1814, gave birth yesterday at 11:00 in the morning to a child of masculine gender at their home on rue de la fontaine, which was presented and to whom the name **Louis Auguste** was given. The birth record was copied and signed by the witnesses after the lecture was given.

Father	Mother	Date Birth Recorded	Child
Louis Auguste Richard	Marie Anne G�n�reuse Saillenf�st	26th August 1823	Louis Auguste Richard

(The above table is a simplified representation of the handwritten record. The full record contains detailed information about the parents, witnesses, and the birth itself, all written in French cursive script.)

1823 Birth record of Louis Auguste Richard from Le Havre, Calvados (FHL film 1229234)

TEN-YEAR INDEXES (TABLES DÉCENNALES)

1792 to 1900s

Use Ten-Year Indexes To:

Find births, marriages, and deaths recorded in civil registration records for a given year. The lists are alphabetical according to surname.

If ten-year indexes are not available for a place, look for yearly indexes.

Content

- Names
- Dates of births, marriages, or deaths

Searching Ten-Year Indexes

Before searching, you must know:

- Your ancestor's name.
- The community and the approximate year your ancestor was born, married, or died.

Located at:

- Family History Library or family history centers
- Archives Départementales in France

Family History Library Catalog:

Place search:

Place

Part of

Topics to choose: Civil Registration (which includes yearly indexes), Tables Décennales.

Search by:

1. Community or arrondissement.
2. Year.
3. Surname.

Noms	Prénoms	Dates des actes	Noms	Prénoms	Dates des actes
R			Richard	Adolphe François	21 juil 1823
Richard	Louis Charles	31 juil 1823	Richard	Adolphe Hypolite	13 août 1823
Rimmel	Antoine Victorie	14 fév 1823	Richard	Louis Auguste	26 août 1823
River	M ^{re} Pierre Jules	1 mars 1823	Richard	François Etienne	27 août 1823
Reine	Jules Pierre Louis	7 mars 1823	Richard	Charles Marc	11 juil 1823
Remond	Aimée Emilie	20 mars 1823	Richard	Ant ^e Charles Auguste	17 juil 1823
Royer	Simeon Joseph Edouard	24 mars 1823	Richard	Charles	22 juil 1823
Regnault	Stanislas Aimé	7 avril 1823	Richard	Michel Edouard	30 juil 1823
Ribal	Alexandrine Estelle	8 avril 1823	Richard	Simeon Nicolas	30 juil 1823
Reine	Michel Edmond Henry	22 août 1823	Rose	Auguste Paul	10 juil 1823
Roger	Louis Auguste	23 août 1823	Richard	Henry	20 juil 1823
Ricouard	Louis Placide Théodore	29 août 1823	Roger	Jules Frédéric	15 juil 1823
Renault	Aglaé Françoise	29 août 1823	Richard	Marie Adélaïde Louise	16 juil 1823
Richard	Clotilde Marguerite	9 sept 1823	Richard	Simeon André Louis	17 juil 1823
Roger	Edmond Emilie	13 sept 1823	Rose	Antoine Adolphe	17 juil 1823

Richard Louis Auguste 26 Aout 1823

1802–32 Tables décennales shows birth registration date for Louis Auguste Richard (FHL film 1143805)

CIVIL REGISTRATION RECORDS: MARRIAGE (MARIAGE)

1792 to 1880

Use Marriage Records To:

- Find a couple's marriage date and place and their ages.
- Find witnesses, who may be family members.

If you don't find a marriage record, search nearby communities. In large cities, marriage records may be in a separate book. In other places, marriages are in the same book as the birth and death records. Records are usually in this order: births, marriages, and then deaths.

Content

- Groom's name, age, sometimes date and place of birth, occupation, residence
- Bride's name, age, sometimes date and place of birth, occupation, residence
- Parents' names, occupation, residence
- Witnesses
- Marriage date

Witnesses knew the bride and groom and attested that they were legally able to be married.

Tips

- To find a marriage record, look first in the community where the first child was born. Then look in the community where the parents were born or in nearby communities.
- Look in ten-year indexes first, and then look in the civil registration records.
- For help reading the records, see *Genealogical Word List: French*. (See "Where to Order Publications" on page 17.)

Searching Marriage Records

Before searching, you must know:

- The names of the bride and groom.
- The approximate birth date of the first child.
- The parish of residence.

Located at:

- Family History Library or family history centers
- Archives Départementales in France

Family History Library Catalog:

Place search:

Place

name of community

Part of

France

Topics to choose: **Civil Registration, Marriage**

Search for:

1. The community.
2. The date, from earliest to most recent.
3. The couple's names.

1802-32 Ten-year index includes marriages (FHL film 1143805)

1814 Marriage record of Victor Gabriel Richard and Marie Anne G n reuse Saillenfest
(FHL film 1228448)

READING FRENCH SCRIPT • SUMMARY

READING FRENCH SCRIPT

Even if you know French, reading the old-style French script is one of the most challenging tasks for the beginning researcher. It may seem overwhelming at first, but you will find that although each scribe used a slight variation of the old-style script, all of them were quite consistent in their writing.

You will also find that after learning the most common given names and a few common terms, you will be able to read most of the documents you encounter.

The French alphabet has five diacritical (accent) marks. These are placed over vowels or under the letter *c* to indicate a change in pronunciation. The following are used:

à, â, é, è, ê, ë, î, ï, ô, û, ù, and ç

The diacritical marks do not affect alphabetical order. Spelling rules were not fixed in earlier centuries. The following spelling variations are common:

<i>bv</i> used for <i>v</i>	<i>I</i> used for <i>j</i>	<i>t</i> used for <i>tt</i>
<i>c</i> used for <i>ss</i>	<i>o</i> used for <i>ou</i>	<i>y</i> used for <i>i</i>
<i>ct</i> used for <i>ss</i>	<i>os</i> used for <i>ô</i>	<i>y</i> used for <i>ll</i>
<i>es</i> used for <i>é</i>	<i>sç</i> used for <i>s</i>	<i>z</i> used for <i>s</i>

Tips

- For help reading French and understanding handwriting, see *Genealogical Word List: French* (34060). (See “Where to Order Publications” on page 17.)
- Practice writing the names of your ancestors in the handwriting style shown in the above publications. This will help you learn to read old French records much faster.
- From 1792 to 1806 the French Republican Calendar was used in France. For help with converting these dates, use *The French Republican Calendar*. (See “Where to Order Publications” on page 17.)
- If your ancestor came from Alsace Lorraine, the records may also be written in German or Latin. See also:
 - *Genealogical Word List: German* (34067)
 - *Genealogical Word List: Latin* (34077)
 - *Handwriting Guide: German Gothic* (36316)(See “Where to Order Publications” on page 17.)

SUMMARY: FINDING A FRENCH FAMILY, 1792–1880

For detailed steps, see “The Research Process” on pages 3–5.

1. Find your ancestor’s birth record in civil registration records.
 - This verifies what you know.
 - Write down what you find, and record your source information.
2. Find your ancestor’s brothers and sisters in ten-year indexes (tables décennales), or yearly indexes.
 - Look in indexes before and after your ancestor’s birth year to see if there are any children with your ancestor’s surname.
 - Write down what you find (names, dates).
 - Write down your source information.
3. Find birth records for your ancestor’s brothers and sisters in civil registration records.
 - Write down the information you find and your source information.
4. Find the marriage record of your ancestor’s parents.
 - Look for records of marriages in the community where the oldest child was born. Check in the tables décennales or yearly indexes, if available.
 - Start with the date of the first child’s birth, and search backward and forward until you find the marriage.
 - Write down what you find, and record your source information.

Then follow the same steps to find a parent’s family.

NOTES

[illegible]

PEDIGREE CHART

Pedigree Chart

Chart no. _____

No. 1 on this chart is the same as no. _____ on chart no. _____.

Mark boxes when ordinances are completed.

- ☐ B Baptized
☐ E Endowed
☐ SP Sealed to parents
☐ SS Sealed to spouse
☐ F Family Group Record exists for this couple
☐ C Children's ordinances completed

2 (Father) ☐ B ☐ E ☐ SP ☐ SS ☐ F ☐ C

When born
Where

When married
Where

When died
Where

1 (Name) ☐ B ☐ E ☐ SP ☐ SS ☐ F ☐ C

When born
Where

When married
Where

When died
Where

(Spouse) ☐ B ☐ E ☐ SP ☐ SS

3 (Mother) ☐ B ☐ E ☐ SP ☐ SS

When born
Where

When died
Where

Your name and address	
Telephone number	Date prepared

4 (Father of no. 2) ☐ B ☐ E ☐ SP ☐ SS ☐ F ☐ C

When born
Where

When married
Where

When died
Where

5 (Mother of no. 2) ☐ B ☐ E ☐ SP ☐ SS

When born
Where

When died
Where

6 (Father of no. 3) ☐ B ☐ E ☐ SP ☐ SS ☐ F ☐ C

When born
Where

When married
Where

When died
Where

7 (Mother of no. 3) ☐ B ☐ E ☐ SP ☐ SS

When born
Where

When died
Where

8 (Father of no. 4) ☐ B ☐ E ☐ SP ☐ SS ☐ F ☐ C

Cont. on chart no. _____

When born
Where

When married
Where

When died
Where

9 (Mother of no. 4) ☐ B ☐ E ☐ SP ☐ SS

Cont. on chart no. _____

When born
Where

When died
Where

10 (Father of no. 5) ☐ B ☐ E ☐ SP ☐ SS ☐ F ☐ C

Cont. on chart no. _____

When born
Where

When married
Where

When died
Where

11 (Mother of no. 5) ☐ B ☐ E ☐ SP ☐ SS

Cont. on chart no. _____

When born
Where

When died
Where

12 (Father of no. 6) ☐ B ☐ E ☐ SP ☐ SS ☐ F ☐ C

Cont. on chart no. _____

When born
Where

When married
Where

When died
Where

13 (Mother of no. 6) ☐ B ☐ E ☐ SP ☐ SS

Cont. on chart no. _____

When born
Where

When died
Where

14 (Father of no. 7) ☐ B ☐ E ☐ SP ☐ SS ☐ F ☐ C

Cont. on chart no. _____

When born
Where

When married
Where

When died
Where

15 (Mother of no. 7) ☐ B ☐ E ☐ SP ☐ SS

Cont. on chart no. _____

When born
Where

When died
Where

ADDITIONAL HELPS

Time Line

- 1539 Decree of Villers-Cotterêts; parish registers of baptisms began. (Some may have begun earlier.)
- 1579 Parish registers were required to record marriages and deaths.
- 1598 Edict of Nantes granted religious freedom to Protestants.
- 1685 Edict of Nantes was revoked; many Protestants left France.
- 1787 Edict of Tolerance granted freedom of religion.
- 1789 French Revolution.
- 1792 French civil registration started.

What's Next?

Research Outline: France (34715) describes strategies and records for more advanced searches.

More about French Research:

- Patrick Pontet, *Ancestral Research in France*. FHL book 944 D27p.
- Robert Aublet, *Nouveau guide de généalogie* (New Guide to Genealogy) (in French). 1986. FHL book 944 D27a.

- Bernard Gildas, *Guide des recherches sur l'histoire des familles* (A Research Guide to Family Histories) (in French). 1981. FHL book 944 D27.

Archives and Libraries

Family History Centers

www.familysearch.org

Tel. 800-346-6044

Family History Library

35 North West Temple Street

Salt Lake City, UT 84150-3400 USA

Tel. 801-240-2331

For information about Archives Départementales, see: www.genealogy.tm.fr

Where to Order Publications:

- Distribution Services:
Tel. 801-240-3800

- www.familysearch.org

All Family History Library publications are described in: *Family History Materials List* (34083).

Family Group Record

If typing, set spacing at 1 1/2. Page of

Write date as: 4 Oct. 1896

Write place as: Tryon, Polk, North Carolina, USA or
St. Martins, Birmingham, Warwick, Eng.

Husband Given name(s)			Last name		<input type="checkbox"/> See "Other marriages"
	Born (day month year)	Place	LDS ordinance dates	Temple	
	Christened	Place	Baptized		
	Died	Place	Endowed		
	Buried	Place	Sealed to parents		
	Married	Place	Sealed to spouse		
	Husband's father Given name(s)		Last name		<input type="checkbox"/> Deceased
Husband's mother Given name(s)		Maiden name		<input type="checkbox"/> Deceased	
Wife Given name(s)			Maiden name		<input type="checkbox"/> See "Other marriages"
	Born (day month year)	Place	LDS ordinance dates	Temple	
	Christened	Place	Baptized		
	Died	Place	Endowed		
	Buried	Place	Sealed to parents		
	Wife's father Given name(s)		Last name		<input type="checkbox"/> Deceased
	Wife's mother Given name(s)		Maiden name		<input type="checkbox"/> Deceased
Children List each child (whether living or dead) in order of birth.			LDS ordinance dates	Temple	
1	Sex	Given name(s)	Last name		<input type="checkbox"/> See "Other marriages"
	Born (day month year)	Place	Baptized		
	Christened	Place	Endowed		
	Died	Place	Sealed to parents		
	Spouse Given name(s)		Last name		
	Married	Place	Sealed to spouse		
2	Sex	Given name(s)	Last name		<input type="checkbox"/> See "Other marriages"
	Born (day month year)	Place	Baptized		
	Christened	Place	Endowed		
	Died	Place	Sealed to parents		
	Spouse Given name(s)		Last name		
	Married	Place	Sealed to spouse		
3	Sex	Given name(s)	Last name		<input type="checkbox"/> See "Other marriages"
	Born (day month year)	Place	Baptized		
	Christened	Place	Endowed		
	Died	Place	Sealed to parents		
	Spouse Given name(s)		Last name		
	Married	Place	Sealed to spouse		
Select only one of the following options. The option you select applies to all names on this form.			Your name		
<input type="checkbox"/> Option 1—Family File Send all names to my family file at the _____ Temple.			Address		
<input type="checkbox"/> Option 2—Temple File Send all names to any temple, and assign proxies for all approved ordinances.					
<input type="checkbox"/> Option 3—Ancestral File Send all names to the computerized Ancestral File for research purposes only, not for ordinances. I am including the required pedigree chart.					
			Phone ()		Date prepared

Husband Given name(s)			Last name	
Wife Given name(s)			Maiden name	
Children List each child (whether living or dead) in order of birth.			LDS ordinance dates	Temple
4	Sex	Given name(s)	Last name <input type="checkbox"/> See "Other marriages"	
		Born (day month year)	Place	Baptized
		Christened	Place	Endowed
		Died	Place	Sealed to parents
		Spouse Given name(s)	Last name	
		Married	Place	Sealed to spouse
5	Sex	Given name(s)	Last name <input type="checkbox"/> See "Other marriages"	
		Born (day month year)	Place	Baptized
		Christened	Place	Endowed
		Died	Place	Sealed to parents
		Spouse Given name(s)	Last name	
		Married	Place	Sealed to spouse
6	Sex	Given name(s)	Last name <input type="checkbox"/> See "Other marriages"	
		Born (day month year)	Place	Baptized
		Christened	Place	Endowed
		Died	Place	Sealed to parents
		Spouse Given name(s)	Last name	
		Married	Place	Sealed to spouse
7	Sex	Given name(s)	Last name <input type="checkbox"/> See "Other marriages"	
		Born (day month year)	Place	Baptized
		Christened	Place	Endowed
		Died	Place	Sealed to parents
		Spouse Given name(s)	Last name	
		Married	Place	Sealed to spouse
Other marriages List other marriages and sealings of the husband, wife, and children on this form. List any necessary explanations.				
Sources of information Add further information on attached sheets as necessary.				

Note: Please take every reasonable step to see that the information on this form is as accurate and complete as practical. This will help maintain the integrity of Church family history files and reduce duplication of temple ordinance work.

INDEX

alphabet	14	jurisdiction	6
archives	17	libraries	17
arrondissements (districts)	6	map of France, departments	6–7
birth records	10	map of France, provinces	7
cantons	6	marriage records	12
catalog	3, 6, 8	microfilm	8
civil registration records		notes	15
births	10	pedigree chart	16
marriages	12	place-names	6–8
community (commune)	6	preparation	2
country	6	process, research	3–5
death records	11–12	reading French script	14
departments	6–7	research process	3–5
diacritics	14	step 1	3
districts (arrondissements)	6	step 2	3
family group record	4, 18	step 3	5
family history centers	17	step 4	5
Family History Library	17	script	14
Family History Library Catalog	8	searching	10–12
finding places	3–7	summary	14
France, map of	6–7	tables décennales	11
French script	14	ten-year indexes	11
handwriting	14	time line	17
how to begin	2	yearly indexes	3, 11, 14

Other publications you will need:

Genealogical Word List: French (34060)
Using the Family History Library Catalog (30966)

For Latter-day Saints:
 Instructions for submitting names for temple
 ordinances.

Please send suggestions to:
 Publications Coordination
 Family History Library
 35 North West Temple Street
 Salt Lake City, UT 84150 USA
 Fax: 801-240-5551

No part of this document may
 be reprinted, posted online, or
 reproduced in any form for any

purpose without the prior written
 permission of the publisher. Send all
 requests for such permission to:

Copyrights and Permissions Coordinator
 Family and Church History Department
 50 East North Temple Street
 Salt Lake City, UT 84150-3400 USA

fhd-copyright@ldschurch.org
 Fax: 801-240-2494



© 2001 by Intellectual Reserve, Inc. All rights reserved. Printed in the USA. 5/01 36584

ENGLISH



4 02365 84000 8

36584